



2024

teacher planner



Elizabeth Richards[®]



supporting remote communities


Donating **5%** of each planner purchased

Thank you for purchasing an Elizabeth Richards 2024 Teacher Planner.

Through your purchase this year, you will be directly helping to make a difference to literacy outcomes in remote Aboriginal and Torres Strait Islander Communities. We are proud to support the artist behind the cover, Mitch Francis' chosen organisation, the Indigenous Literacy Foundation, by donating 5% of each planner purchased.

Reading opens doors to future opportunities and choices.

The Indigenous Literacy Foundation is a community-led national charity that works with remote Aboriginal and Torres Strait Islander Communities across Australia. The foundation is dedicated to supporting remote communities by responding to requests for culturally relevant books, resources, and literacy programs, as well as supporting communities to create and publish their stories in languages of their choice.



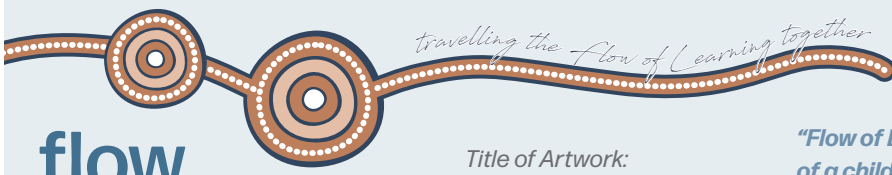
Mitch Francis

Indigenous Artist

My Name is Mitch Francis. I am 23 years old. I am a Gunditjmara and Bundjalung man. I am from a small town called Helensburgh in the Illawarra region of NSW. I have been working at Austinmer Primary School for the past 2 years as an SLSO and before that I was working as an Indigenous Worker at a Primary School in Mackay, North Queensland I am currently enrolled in a Bachelor of Primary Education at UOW.

I started Bunjil Art during COVID as a way to connect to my culture on a deeper level and have found great passion in doing so through art and am honoured to share this with Elizabeth Richards.

Another passion of mine is Rugby League, I am currently playing for the North Sydney Bears in the NSW cup competition.



flow of learning

Digital Indigenous Artwork

Letter of artwork authenticity

Title of Artwork:
Flow of Learning
Artist:
Mitchell Francis @Bunjilart_
Medium:
Digital Design
Language Group(nation):
Gunditjmara, Bundjalung

"Flow of Learning" tells the story of a child's path through education.

Passing through the centre of the artwork is the child's journey along the winding path of education and learning. The connecting blue lines lying behind symbolise all the places that each child visits throughout their own educational journey. The U shapes along the sides of the design represent all the people who have been supportive in this journey.

Personalise your planner with our free downloadable covers

Scan the QR code or head to the web address below and download your FREE cover from our selection of custom designed alternatives.

<https://www.elizabethrichards.com.au/pages/elizabeth-richards-2024-teacher-planners>



📞 1300 137 064

📷 @elizabethrichardsaus

elizabethrichards.com.au





travelling the
**Flow of
Learning**

This planner belongs to

public holidays

school terms '24

National

New Years Day Holiday	Monday	1 Jan
Australia Day Holiday	Thursday	26 Jan
Good Friday	Friday	29 Mar
Easter Saturday (Except TAS & WA)	Saturday	30 Mar
Easter Sunday (ex. TAS)	Sunday	31 Mar
Easter Monday	Monday	1 Apr
ANZAC Day	Thursday	25 Apr
Kings Birthday (ex. WA & QLD)	Monday	10 Jun
Christmas Holiday	Wednesday	25 Dec
Boxing Day Holiday	Thursday	26 Dec

Australian Capital Territory

Canberra Day	Monday	11 Mar
Reconciliation Day	Monday	27 Mar
Labour Day	Monday	7 Oct

New South Wales

Labour Day	Monday	7 Oct
------------	--------	-------

Victoria

Labour Day	Monday	11 Mar
Melbourne Cup Day	Tuesday	5 Nov
AFL Grand Final	(date unavailable at time of printing)	

Tasmania

Devonport Cup Day	Wednesday	10 Jan
Royal Hobart Regatta Day	Monday	12 Feb
Launceston Cup Day (generally Tasmanian Public Service only)	Wednesday	28 Feb
King Island Show Day (King Island only)	Tuesday	5 Mar
Eight Hours Day	Monday	11 Mar
Easter Tuesday (Restricted)	Tuesday	2 Apr
AGFEST (Circ.Head only)	Friday	3 May
Burnie Show (Burnie, Waratah-Wyn. & W. Coast only)	Friday	4 Oct
Royal Launceston Show Day	Thursday	10 Oct
Flinders Island Show (Flinders Is. only)	Friday	18 Oct
Royal Hobart Show Day	Thursday	24 Oct
Recreation Day (N.Tas only)	Monday	4 Nov
Devonport Show (Devonport, Kentish, Latrobe only)	Friday	29 Nov

South Australia

Adelaide Cup Day (March Holiday)	Monday	11 Mar
Labour Day	Monday	7 Oct
Proclamation Day Holiday	Thursday	26 Dec

Western Australia

Labour Day	Monday	4 Mar
Western Australia Day	Monday	3 Jun
King's Birthday	Monday	23 Sep

Northern Territory

May Day	Monday	6 May
Picnic Day	Monday	5 Aug

Queensland

Labour Day	Monday	6 May
Royal Queensland Show (Brisbane Metro Area only)	Wednesday	14 Aug
King's Birthday	Monday	7 Oct

Australian Capital Territory

1st Term	Monday 29 January - Friday 12 April
2nd Term	Monday 29 April - Friday 5 July
3rd Term	Monday 22 July - Friday 27 September
4th Term	Monday 14 October - Tuesday 17 December

New South Wales

1st Term (Eastern)	Tuesday 30 January - Friday 12 April
1st Term (Western)	Tuesday 6 February - Friday 12 April
2nd Term	Monday 29 April - Friday 5 July
3rd Term	Monday 22 July - Friday 27 September
4th Term	Monday 14 October - Friday 20 December

Victoria

1st Term	Monday 29 January - Thursday 28 March
2nd Term	Monday 15 April - Friday 28 June
3rd Term	Monday 15 July - Friday 20 September
4th Term	Monday 7 October - Friday 20 December

Tasmania

1st Term	Monday 5 February - Thursday 11 April
2nd Term	Monday 29 April - Friday 5 July
3rd Term	Tuesday 23 July - Friday 27 September
4th Term	Monday 14 October - Friday 20 December

South Australia

1st Term	Monday 29 January - Friday 12 April
2nd Term	Monday 29 April - Friday 5 July
3rd Term	Monday 22 July - Friday 27 September
4th Term	Monday 14 October - Friday 13 December

Western Australia

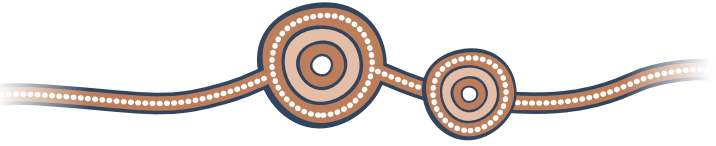
1st Term	Wednesday 31 January - Thursday 28 March
2nd Term	Monday 15 April - Friday 28 June
3rd Term	Monday 15 July - Friday 20 September
4th Term	Monday 7 October - Thursday 12 December

Northern Territory

1st Term	Monday 29 January - Friday 5 April
2nd Term	Monday 15 April - Friday 21 June
3rd Term	Monday 15 July - Friday 20 September
4th Term	Monday 7 October - Friday 13 December

Queensland

1st Term	Thursday 18 January - Thursday 28 March
2nd Term	Thursday 11 April - Friday 21 June
3rd Term	Friday 30 August - Friday 13 September
4th Term	Monday 30 September - Friday 13 December



Note: The above dates were sourced from the respective government departments and were correct at the time of printing. The information provided in this planner is intended as a guide only. Elizabeth Richards recommends confirming these dates with your relevant government department before acting upon them as changes may occur.

year

months

term one

term two

term three

term four

my class

contacts

checklists

year



year



meeting notes



topic(s):

date:

Lined writing area consisting of approximately 25 horizontal lines.

year planner



	January	February	March	April	May	June	
1							1
2							2
3							3
4							4
5							5
6							6
7							7
8							8
9							9
10							10
11							11
12							12
13							13
14							14
15							15
16							16
17							17
18							18
19							19
20							20
21							21
22							22
23							23
24							24
25							25
26							26
27							27
28							28
29							29
30							30
31							31

year planner



	July	August	September	October	November	December	
1							1
2							2
3							3
4							4
5							5
6							6
7							7
8							8
9							9
10							10
11							11
12							12
13							13
14							14
15							15
16							16
17							17
18							18
19							19
20							20
21							21
22							22
23							23
24							24
25							25
26							26
27							27
28							28
29							29
30							30
31							31


meeting notes



topic(s):

date:

Lined writing area consisting of 25 horizontal lines for taking notes.



months

months

term one

term two

term three

term four

my class

contacts

checklists

year

months

months



months at a glance



January

Lined writing area for January.

February

Lined writing area for February.

March

Lined writing area for March.

April

Lined writing area for April.


May

Lined writing area for May.

June

Lined writing area for June.

months at a glance



July

August

September

October

November

December

meeting notes



topic(s):

date:

Lined writing area with horizontal lines for notes.



term **one**

term **one**

term **two**

term **three**

term **four**

my **class**

contacts

checklists

year

months

term one

term **one**



meeting notes




topic(s):

date:


Lined writing area consisting of 20 horizontal lines for notes.

term 1 at a glance



	Monday	Tuesday	Wednesday
Week 1			
Week 2			
Week 3			
Week 4			
Week 5			
Week 6			
Week 7			
Week 8			
Week 9			
Week 10			
Week 11			

term 1 at a glance



Thursday	Friday		Notes
		Week 1	
		Week 2	
		Week 3	
		Week 4	
		Week 5	
		Week 6	Important Dates
		Week 7	
		Week 8	
		Week 9	
		Week 10	
		Week 11	

term 1

Week

1

Monday

Tuesday

Wednesday

/

/

/

Thursday	Friday	Saturday	Sunday
/	/	/	/
		Notes	

meeting notes



topic(s):

date:

Lined writing area for meeting notes.

term 1

Week

2

Monday

Tuesday

Wednesday

/

/

/

Thursday	Friday	Saturday	Sunday
/	/	/	/
		Notes	

meeting notes



topic(s):

date:

Handwriting practice area consisting of 22 horizontal grey lines for writing.

term 1

Week

3

Monday

Tuesday

Wednesday

/

/

/

Thursday	Friday	Saturday	Sunday
/	/	/	/
		Notes	

meeting notes



topic(s):

date:

Lined writing area consisting of 25 horizontal lines for taking notes.

meeting notes



topic(s):

date:

Lined area for writing meeting notes.

term 1

Week

4

Monday

Tuesday

Wednesday

/

/

/

Thursday	Friday	Saturday	Sunday
----------	--------	----------	--------

/	/	/	/

Notes

		Notes	

meeting notes



topic(s):

date:

Lined writing area consisting of 20 horizontal lines.

term 1

Week

5

Monday

Tuesday

Wednesday

/

/

/

Thursday	Friday	Saturday	Sunday
/	/	/	/
		Notes	

meeting notes



topic(s):

date:

Lined writing area for meeting notes.

meeting notes



topic(s):

date:

Lined writing area for notes.

term 1

Week

6

Monday

Tuesday

Wednesday

/

/

/

Thursday	Friday	Saturday	Sunday
/	/	/	/
		<p data-bbox="1174 719 1265 748">Notes</p>	

meeting notes



topic(s):

date:

Lined writing area consisting of 25 horizontal lines for taking notes.

meeting notes



topic(s):

date:

Lined writing area with 20 horizontal lines for notes.

term 1

Week

7

Monday

Tuesday

Wednesday

/

/

/

Thursday	Friday	Saturday	Sunday
/	/	/	/
		Notes	

meeting notes



topic(s):

date:

Lined writing area with horizontal lines for notes.

term 1

Week

8

Monday

Tuesday

Wednesday

/

/

/

Thursday	Friday	Saturday	Sunday
/	/	/	/
		Notes	

meeting notes



topic(s):

date:

Lined writing area for meeting notes.

meeting notes



topic(s):

date:

Lined area for writing meeting notes.

term 1

Week

9

Monday

Tuesday

Wednesday

/

/

/

Thursday	Friday	Saturday	Sunday
/	/	/	/
		Notes	

meeting notes



topic(s):

date:

Lined writing area consisting of approximately 24 horizontal lines for taking notes.

meeting notes



topic(s):

date:

Lined writing area consisting of 20 horizontal lines for notes.

term 1

Week

10

Monday

Tuesday

Wednesday

/

/

/

Thursday	Friday	Saturday	Sunday
/	/	/	/
		Notes	

meeting notes



topic(s):

date:

Lined writing area with horizontal lines for notes.

term 1

Week

11

Monday

Tuesday

Wednesday

/

/

/

Thursday	Friday	Saturday	Sunday
/	/	/	/
		Notes	

meeting notes



topic(s):

date:

Lined writing area consisting of 25 horizontal lines for taking notes.

term **two**

term **two**

term **three**

term **four**

my **class**

contacts

checklists



year

months


term one

term two

term **two**



term 2 at a glance



	Monday	Tuesday	Wednesday
Week 1			
Week 2			
Week 3			
Week 4			
Week 5			
Week 6			
Week 7			
Week 8			
Week 9			
Week 10			
Week 11			

term 2

Week

1

Monday

Tuesday

Wednesday

/

/

/

Thursday	Friday	Saturday	Sunday
/	/	/	/
		Notes	

meeting notes



topic(s):

date:

Lined writing area for notes.

meeting notes



topic(s):

date:

Lined writing area consisting of 25 horizontal lines for notes.

term 2

Week

2

Monday

Tuesday

Wednesday

/

/

/

meeting notes



topic(s):

date:

Lined writing area for meeting notes.

meeting notes



topic(s):

date:

A series of horizontal lines for taking notes, starting below the 'topic(s):' and 'date:' labels and extending across the rest of the page.

term 2

Week

3

Monday

Tuesday

Wednesday

/

/

/

Thursday

Friday

Saturday

Sunday

/

/

/

/

Notes

meeting notes



topic(s):

date:

Lined writing area for meeting notes.

term 2

Week

4

Monday

Tuesday

Wednesday

/

/

/

Thursday	Friday	Saturday	Sunday
/	/	/	/
		Notes	

meeting notes



topic(s):

date:

Lined writing area consisting of 25 horizontal lines for taking notes.

meeting notes



topic(s):

date:

Lined writing area for meeting notes.

term 2

Week

5

Monday

Tuesday

Wednesday

/

/

/

Thursday	Friday	Saturday	Sunday
/	/	/	/
		Notes	

meeting notes



topic(s):

date:

Lined writing area consisting of 25 horizontal lines for taking notes.

term 2

Week

6

Monday

Tuesday

Wednesday

/

/

/

Thursday	Friday	Saturday	Sunday
/	/	/	/
		Notes	

meeting notes



topic(s):

date:

Lined writing area with horizontal lines for notes.

meeting notes



topic(s):

date:

Series of horizontal lines for writing notes.

term 2

Week

7

Monday

Tuesday

Wednesday

/

/

/

Thursday	Friday	Saturday	Sunday
/	/	/	/
Notes			

meeting notes



topic(s):

date:

Lined writing area consisting of 25 horizontal lines for taking notes.

term 2

Week

8

Monday

Tuesday

Wednesday

/

/

/

Thursday

Friday

Saturday

Sunday

/

/

/

/

Notes

meeting notes



topic(s):

date:

Lined writing area consisting of 25 horizontal lines for taking notes.

meeting notes



topic(s):

date:

Lined writing area consisting of 25 horizontal lines for taking notes.

term 2

Week

9

Monday

Tuesday

Wednesday

/

/

/

Thursday	Friday	Saturday	Sunday
/	/	/	/
		Notes	

meeting notes



topic(s):

date:

Lined writing area for meeting notes.

term 2

Week

10

Monday

Tuesday

Wednesday

/

/

/

Thursday	Friday	Saturday	Sunday
/	/	/	/
		Notes	

meeting notes



topic(s):

date:

Lined writing area for meeting notes.

meeting notes



topic(s):

date:

Lined writing area consisting of 25 horizontal grey lines.

term 2

Week

11

Monday

Tuesday

Wednesday

/

/

/

Thursday

Friday

Saturday

Sunday

/

/

/

/

Notes

meeting notes



topic(s):

date:

Lined writing area for meeting notes.

term **three**



term **three**

term **four**

my **class**

contacts

checklists

year


months

term one

term two

term three

term **three**



meeting notes



topic(s):

date:

Lined writing area consisting of 25 horizontal lines for notes.

term 3 at a glance



	Monday	Tuesday	Wednesday
Week 1			
Week 2			
Week 3			
Week 4			
Week 5			
Week 6			
Week 7			
Week 8			
Week 9			
Week 10			
Week 11			

term 3 at a glance



Thursday	Friday		Notes
		Week 1	
		Week 2	
		Week 3	
		Week 4	
		Week 5	
		Week 6	Important Dates
		Week 7	
		Week 8	
		Week 9	
		Week 10	
		Week 11	

term 3

Week

1

Monday

Tuesday

Wednesday

/

/

/

Thursday	Friday	Saturday	Sunday
/	/	/	/
		Notes	

meeting notes



topic(s):

date:

Lined writing area with horizontal lines for notes.

meeting notes



topic(s):

date:

A series of horizontal lines for writing, starting from the line below the 'topic(s):' label and extending down the page.

term 3

Week

2

Monday

Tuesday

Wednesday

/

/

/

meeting notes



topic(s):

date:

Lined writing area for meeting notes.

meeting notes



topic(s):

date:

Handwriting practice area consisting of 25 horizontal lines for notes.

term 3

Week

3

Monday

Tuesday

Wednesday

/

/

/

Thursday	Friday	Saturday	Sunday
/	/	/	/
		Notes	

meeting notes



topic(s):

date:

Lined writing area for meeting notes.

term 3

Week

4

Monday

Tuesday

Wednesday

/

/

/

Thursday	Friday	Saturday	Sunday
/	/	/	/
		Notes	

meeting notes



topic(s):

date:

Lined writing area with horizontal lines for notes.

meeting notes



topic(s):

date:

Lined writing area consisting of 20 horizontal grey lines.

term 3

Week

5

Monday

Tuesday

Wednesday

/

/

/

Thursday	Friday	Saturday	Sunday
/	/	/	/
		Notes	

meeting notes



topic(s):

date:

Lined writing area with horizontal lines for notes.

meeting notes



topic(s):

date:

A series of horizontal lines for writing notes, starting from the line below the 'topic(s):' and 'date:' labels and extending down to the bottom of the page.

term 3

Week

6

Monday

Tuesday

Wednesday

/

/

/

Thursday	Friday	Saturday	Sunday	
/	/	/	/	
		<div data-bbox="901 674 1530 797" data-label="Section-Header"> <p>Notes</p> </div>		

meeting notes



topic(s):

date:

Lined writing area for meeting notes.

meeting notes



topic(s):

date:

Lined writing area consisting of 25 horizontal lines for notes.

term 3

Week

7

Monday

Tuesday

Wednesday

/

/

/

Thursday

Friday

Saturday

Sunday

/

/

/

/

Notes

meeting notes



topic(s):

date:

Lined writing area for meeting notes.

meeting notes



topic(s):

date:

Lined writing area consisting of multiple horizontal lines for notes.

term 3

Week

8

Monday

Tuesday

Wednesday

/

/

/

Thursday	Friday	Saturday	Sunday
/	/	/	/
		Notes	

meeting notes



topic(s):

date:

Lined writing area consisting of 25 horizontal lines for taking notes.

term 3

Week

9

Monday

Tuesday

Wednesday

/

/

/

meeting notes



topic(s):

date:

Lined writing area with horizontal lines for notes.

meeting notes



topic(s):

date:

Lined writing area with horizontal lines for notes.

term 3

Week

10

Monday

Tuesday

Wednesday

/

/

/

Thursday	Friday	Saturday	Sunday
/	/	/	/
		Notes	

meeting notes



topic(s):

date:

Lined writing area consisting of 25 horizontal lines for taking notes.

term 3

Week

11

Monday

Tuesday

Wednesday

/

/

/

Thursday

Friday

Saturday

Sunday

/

/

/

/

Notes

meeting notes



topic(s):

date:

Lined writing area for meeting notes.

term **four**



term four

my class

contacts

checklists

year

months

term one

term two


term three

term four

term **four**




term 4 at a glance



	Monday	Tuesday	Wednesday
Week 1			
Week 2			
Week 3			
Week 4			
Week 5			
Week 6			
Week 7			
Week 8			
Week 9			
Week 10			
Week 11			

term 4 at a glance



Thursday	Friday		Notes
		Week 1	
		Week 2	
		Week 3	
		Week 4	
		Week 5	
		Week 6	Important Dates
		Week 7	
		Week 8	
		Week 9	
		Week 10	
		Week 11	

term 4

Week

1

Monday

Tuesday

Wednesday

/

/

/

Thursday	Friday	Saturday	Sunday
/	/	/	/
		Notes	

meeting notes



topic(s):

date:

Lined writing area consisting of 25 horizontal lines for taking notes.

meeting notes



topic(s):

date:

Lined writing area with horizontal lines.

term 4

Week

2

Monday

Tuesday

Wednesday

/

/

/

meeting notes



topic(s):

date:

Lined writing area for meeting notes.

term 4

Week

3

Monday

Tuesday

Wednesday

/

/

/

meeting notes



topic(s):

date:

Lined writing area with horizontal lines for notes.

term 4

Week

4

Monday

Tuesday

Wednesday

/

/

/

Thursday	Friday	Saturday	Sunday
/	/	/	/
		<p data-bbox="1177 714 1262 745">Notes</p>	

meeting notes



topic(s):

date:

Lined writing area consisting of 25 horizontal lines for taking notes.

meeting notes



topic(s):

date:

A series of horizontal lines for writing, starting below the 'topic(s):' and 'date:' labels and extending across the width of the page.

term 4

Week

5

Monday

Tuesday

Wednesday

/

/

/

Thursday	Friday	Saturday	Sunday
/	/	/	/
		<p data-bbox="1173 712 1267 748">Notes</p>	

meeting notes



topic(s):

date:

Lined writing area consisting of 25 horizontal lines for taking notes.

term 4

Week

6

Monday

Tuesday

Wednesday

/

/

/

meeting notes



topic(s):

date:

Lined writing area consisting of 25 horizontal lines for taking notes.

term 4

Week

7

Monday

Tuesday

Wednesday

/

/

/

meeting notes



topic(s):

date:

Lined writing area with horizontal lines for notes.

meeting notes



topic(s):

date:

Lined writing area with horizontal grey lines.

term 4

Week

8

Monday

Tuesday

Wednesday

/

/

/

Thursday	Friday	Saturday	Sunday
/	/	/	/
		Notes	

meeting notes



topic(s):

date:

Lined writing area consisting of 25 horizontal lines for taking notes.

meeting notes



topic(s):

date:

A series of horizontal lines for writing notes, starting below the 'topic(s):' and 'date:' labels and extending across the page.

term 4

Week

9

Monday

Tuesday

Wednesday

/

/

/

Thursday	Friday	Saturday	Sunday
/	/	/	/
		Notes	

meeting notes



topic(s):

date:

Lined writing area consisting of 25 horizontal lines for taking notes.

meeting notes



topic(s):

date:

Lined writing area consisting of 25 horizontal lines.

term 4

Week

10

Monday

Tuesday

Wednesday

/

/

/

Thursday	Friday	Saturday	Sunday
/	/	/	/
		Notes	

meeting notes



topic(s):

date:

Lined writing area consisting of 25 horizontal lines for taking notes.

term 4

Week

11

Monday

Tuesday

Wednesday

/

/

/

Thursday	Friday	Saturday	Sunday
/	/	/	/
		<p data-bbox="1174 719 1264 748">Notes</p>	

meeting notes



topic(s):

date:

Lined writing area consisting of 25 horizontal lines for taking notes.

my class

my class

contacts

checklists

my class

term four

term three

term two

term one

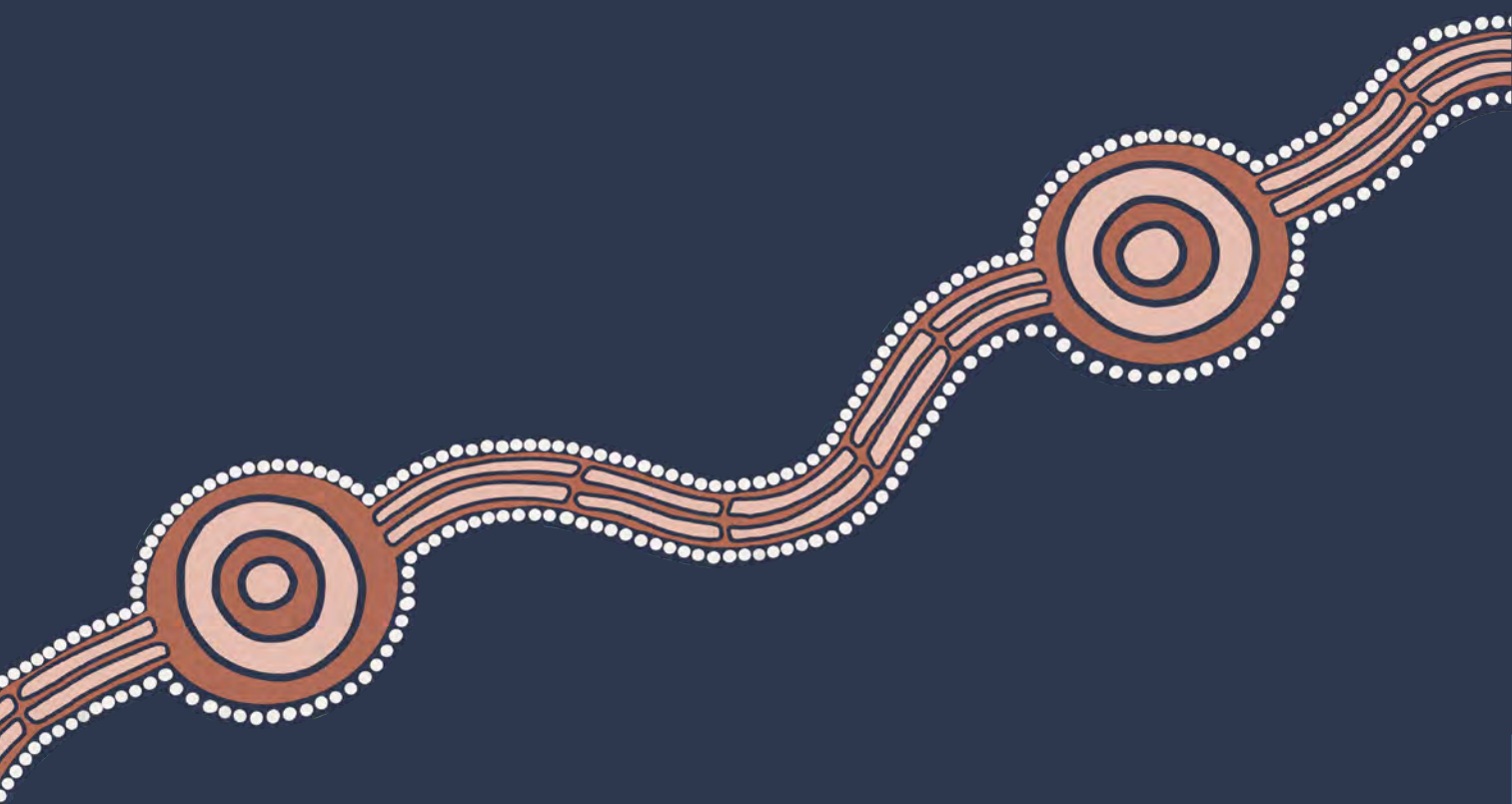
months

year

my class



contacts



year

months

term one

term two


term three

term four


my class

contacts

contacts



student contacts



STUDENT

Parents



STUDENT

Parents



STUDENT

Parents



STUDENT

Parents



STUDENT

Parents



STUDENT

Parents



STUDENT

Parents



STUDENT

Parents



STUDENT

Parents



STUDENT

Parents



STUDENT

Parents



STUDENT

Parents



STUDENT

Parents



STUDENT

Parents



STUDENT

Parents



STUDENT

Parents



student contacts



STUDENT

Parents



STUDENT

Parents



STUDENT

Parents



STUDENT

Parents



STUDENT

Parents



STUDENT

Parents



STUDENT

Parents



STUDENT

Parents



STUDENT

Parents



STUDENT

Parents



STUDENT

Parents



STUDENT

Parents



STUDENT

Parents



STUDENT

Parents



STUDENT

Parents



STUDENT

Parents



student contacts



STUDENT

Parents



STUDENT

Parents



STUDENT

Parents



STUDENT

Parents



STUDENT

Parents



STUDENT

Parents



STUDENT

Parents



STUDENT

Parents



STUDENT

Parents



STUDENT

Parents



STUDENT

Parents



STUDENT

Parents



STUDENT

Parents



STUDENT

Parents



STUDENT

Parents



STUDENT

Parents



student contacts



STUDENT

Parents



STUDENT

Parents



STUDENT

Parents



STUDENT

Parents



STUDENT

Parents



STUDENT

Parents



STUDENT

Parents



STUDENT

Parents



STUDENT

Parents



STUDENT

Parents



STUDENT

Parents



STUDENT

Parents



STUDENT

Parents



STUDENT

Parents



STUDENT

Parents



STUDENT

Parents



parent communication log

STUDENT	
Parent name:	
Date:	
Reason:	
Method: (circle)	<input type="checkbox"/> <input type="checkbox"/> <input type="checkbox"/> <input type="checkbox"/>
Parent name:	
Date:	
Reason:	
Method: (circle)	<input type="checkbox"/> <input type="checkbox"/> <input type="checkbox"/> <input type="checkbox"/>







STUDENT	
Parent name:	
Date:	
Reason:	
Method: (circle)	<input type="checkbox"/> <input type="checkbox"/> <input type="checkbox"/> <input type="checkbox"/>
Parent name:	
Date:	
Reason:	
Method: (circle)	<input type="checkbox"/> <input type="checkbox"/> <input type="checkbox"/> <input type="checkbox"/>







STUDENT	
Parent name:	
Date:	
Reason:	
Method: (circle)	<input type="checkbox"/> <input type="checkbox"/> <input type="checkbox"/> <input type="checkbox"/>
Parent name:	
Date:	
Reason:	
Method: (circle)	<input type="checkbox"/> <input type="checkbox"/> <input type="checkbox"/> <input type="checkbox"/>







STUDENT	
Parent name:	
Date:	
Reason:	
Method: (circle)	<input type="checkbox"/> <input type="checkbox"/> <input type="checkbox"/> <input type="checkbox"/>
Parent name:	
Date:	
Reason:	
Method: (circle)	<input type="checkbox"/> <input type="checkbox"/> <input type="checkbox"/> <input type="checkbox"/>







parent communication log



STUDENT	
Parent name:	
Date:	
Reason:	
Method: (circle)	<input type="checkbox"/>  <input type="checkbox"/>  <input type="checkbox"/> 
Parent name:	
Date:	
Reason:	
Method: (circle)	<input type="checkbox"/>  <input type="checkbox"/>  <input type="checkbox"/> 

STUDENT	
Parent name:	
Date:	
Reason:	
Method: (circle)	<input type="checkbox"/>  <input type="checkbox"/>  <input type="checkbox"/> 
Parent name:	
Date:	
Reason:	
Method: (circle)	<input type="checkbox"/>  <input type="checkbox"/>  <input type="checkbox"/> 

STUDENT	
Parent name:	
Date:	
Reason:	
Method: (circle)	<input type="checkbox"/>  <input type="checkbox"/>  <input type="checkbox"/> 
Parent name:	
Date:	
Reason:	
Method: (circle)	<input type="checkbox"/>  <input type="checkbox"/>  <input type="checkbox"/> 

STUDENT	
Parent name:	
Date:	
Reason:	
Method: (circle)	<input type="checkbox"/>  <input type="checkbox"/>  <input type="checkbox"/> 
Parent name:	
Date:	
Reason:	
Method: (circle)	<input type="checkbox"/>  <input type="checkbox"/>  <input type="checkbox"/> 

parent communication log

STUDENT	
Parent name:	
Date:	
Reason:	
Method: (circle)	<input type="checkbox"/> <input type="checkbox"/> <input type="checkbox"/> <input type="checkbox"/>
Parent name:	
Date:	
Reason:	
Method: (circle)	<input type="checkbox"/> <input type="checkbox"/> <input type="checkbox"/> <input type="checkbox"/>







STUDENT	
Parent name:	
Date:	
Reason:	
Method: (circle)	<input type="checkbox"/> <input type="checkbox"/> <input type="checkbox"/> <input type="checkbox"/>
Parent name:	
Date:	
Reason:	
Method: (circle)	<input type="checkbox"/> <input type="checkbox"/> <input type="checkbox"/> <input type="checkbox"/>







STUDENT	
Parent name:	
Date:	
Reason:	
Method: (circle)	<input type="checkbox"/> <input type="checkbox"/> <input type="checkbox"/> <input type="checkbox"/>
Parent name:	
Date:	
Reason:	
Method: (circle)	<input type="checkbox"/> <input type="checkbox"/> <input type="checkbox"/> <input type="checkbox"/>







STUDENT	
Parent name:	
Date:	
Reason:	
Method: (circle)	<input type="checkbox"/> <input type="checkbox"/> <input type="checkbox"/> <input type="checkbox"/>
Parent name:	
Date:	
Reason:	
Method: (circle)	<input type="checkbox"/> <input type="checkbox"/> <input type="checkbox"/> <input type="checkbox"/>







parent communication log



STUDENT	
Parent name:	
Date:	
Reason:	
Method: <i>(circle)</i>	  
Parent name:	
Date:	
Reason:	
Method: <i>(circle)</i>	  

STUDENT	
Parent name:	
Date:	
Reason:	
Method: <i>(circle)</i>	  
Parent name:	
Date:	
Reason:	
Method: <i>(circle)</i>	  

STUDENT	
Parent name:	
Date:	
Reason:	
Method: <i>(circle)</i>	  
Parent name:	
Date:	
Reason:	
Method: <i>(circle)</i>	  

STUDENT	
Parent name:	
Date:	
Reason:	
Method: <i>(circle)</i>	  
Parent name:	
Date:	
Reason:	
Method: <i>(circle)</i>	  

parent communication log

STUDENT	
Parent name:	
Date:	
Reason:	
Method: (circle)	<input type="checkbox"/> <input type="checkbox"/> <input type="checkbox"/> <input type="checkbox"/>
Parent name:	
Date:	
Reason:	
Method: (circle)	<input type="checkbox"/> <input type="checkbox"/> <input type="checkbox"/> <input type="checkbox"/>







STUDENT	
Parent name:	
Date:	
Reason:	
Method: (circle)	<input type="checkbox"/> <input type="checkbox"/> <input type="checkbox"/> <input type="checkbox"/>
Parent name:	
Date:	
Reason:	
Method: (circle)	<input type="checkbox"/> <input type="checkbox"/> <input type="checkbox"/> <input type="checkbox"/>







STUDENT	
Parent name:	
Date:	
Reason:	
Method: (circle)	<input type="checkbox"/> <input type="checkbox"/> <input type="checkbox"/> <input type="checkbox"/>
Parent name:	
Date:	
Reason:	
Method: (circle)	<input type="checkbox"/> <input type="checkbox"/> <input type="checkbox"/> <input type="checkbox"/>







STUDENT	
Parent name:	
Date:	
Reason:	
Method: (circle)	<input type="checkbox"/> <input type="checkbox"/> <input type="checkbox"/> <input type="checkbox"/>
Parent name:	
Date:	
Reason:	
Method: (circle)	<input type="checkbox"/> <input type="checkbox"/> <input type="checkbox"/> <input type="checkbox"/>







parent communication log









STUDENT	
Parent name:	
Date:	
Reason:	
Method: <i>(circle)</i>	  
Parent name:	
Date:	
Reason:	
Method: <i>(circle)</i>	  







STUDENT	
Parent name:	
Date:	
Reason:	
Method: <i>(circle)</i>	  
Parent name:	
Date:	
Reason:	
Method: <i>(circle)</i>	  







STUDENT	
Parent name:	
Date:	
Reason:	
Method: <i>(circle)</i>	  
Parent name:	
Date:	
Reason:	
Method: <i>(circle)</i>	  







STUDENT	
Parent name:	
Date:	
Reason:	
Method: <i>(circle)</i>	  
Parent name:	
Date:	
Reason:	
Method: <i>(circle)</i>	  

parent communication log

STUDENT	
Parent name:	
Date:	
Reason:	
Method: <i>(circle)</i>	  
Parent name:	
Date:	
Reason:	
Method: <i>(circle)</i>	  







STUDENT	
Parent name:	
Date:	
Reason:	
Method: <i>(circle)</i>	  
Parent name:	
Date:	
Reason:	
Method: <i>(circle)</i>	  







STUDENT	
Parent name:	
Date:	
Reason:	
Method: <i>(circle)</i>	  
Parent name:	
Date:	
Reason:	
Method: <i>(circle)</i>	  







STUDENT	
Parent name:	
Date:	
Reason:	
Method: <i>(circle)</i>	  
Parent name:	
Date:	
Reason:	
Method: <i>(circle)</i>	  







parent communication log



STUDENT	
Parent name:	
Date:	
Reason:	
Method: <i>(circle)</i>	  
Parent name:	
Date:	
Reason:	
Method: <i>(circle)</i>	  

STUDENT	
Parent name:	
Date:	
Reason:	
Method: <i>(circle)</i>	  
Parent name:	
Date:	
Reason:	
Method: <i>(circle)</i>	  

STUDENT	
Parent name:	
Date:	
Reason:	
Method: <i>(circle)</i>	  
Parent name:	
Date:	
Reason:	
Method: <i>(circle)</i>	  

STUDENT	
Parent name:	
Date:	
Reason:	
Method: <i>(circle)</i>	  
Parent name:	
Date:	
Reason:	
Method: <i>(circle)</i>	  

checklists



year

months

term one

term two

term three

term four

my class

contacts

checklists

checklists



take note



Lined writing area with horizontal lines for text entry.

take note



A series of horizontal lines for writing, starting from the top of the page and extending to the bottom.

take note



Lined writing area with horizontal lines.

take note



Lined writing area with horizontal lines for text entry.

take note



Lined writing area with horizontal lines for text entry.

take note



Lined writing area with horizontal lines for text entry.

take note



Lined writing area with horizontal lines for text entry.

take note



Lined writing area with horizontal lines for text entry.

take note




Lined writing area with horizontal lines.

take note




Lined writing area with horizontal lines for text entry.

write 'n' wipe



Simply use a dry erase/whiteboard marker
to create your own notes, to do list etc.





2024

teacher planner



Code: ERTD2024

1300 137 064
elizabethrichards.com.au

Elizabeth Richards Pty Ltd

